

SARDAR PATEL UNIVERSITY, VALLABH VIDYANAGAR

Financial Year: 2019-20.

SCHEDULE - V: - SIGNIFICANT ACCOUNTING POLICIES and NOTES TO THE ACCOUNTS

1. **Basis of accounting**

The accounts of the University are primarily maintained under the CASH basis on a going concern basis unless stated otherwise. For the purpose of matching Books of Accounts with the amount of income (and TDS deducted thereon) reflected in Form 26AS, incomes in the nature of Interest, Professional Charges and Rent have been recorded on accrual basis.

2. **Fixed Assets**

- Fixed assets are stated at cost. Cost includes all expenses incurred to bring the assets to its present condition and location.
- Fixed Assets purchased against the respective Grants / Funds are debited to respective Grants / Funds account. Fixed assets purchased other than above are capitalized by the university in the Financial Year: 2019-20.
- Fixed Asset Register is not maintained by the University.

3. **Depreciation**

Depreciation is not provided for in the books of accounts.

4. **Revenue Recognition**

- (a) Income is recognized on cash basis unless stated otherwise. For the purpose of matching Books of Accounts with the amount of income (and TDS deducted thereon) reflected in Form 26AS, incomes in the nature of Fixed Deposit Interest, Professional Charges and Rent on Property given to Corporation Bank and Bank of Baroda have been recorded on accrual basis.
- (b) Income in the nature of Interest, Professional Charges, certain fees collected and Rent received are credited to various funds accounts and not to Income and Expenditure Account.
- (c) Expenses incurred during the year are recorded on cash basis. Expenditure related with specific Funds / Grants are charged to the respective Funds / Grants.

5. **Investments**

- a) Interest received on short term FDRs is reinvested into the FDR itself.
- b) Interest on Investments is recorded on accrual basis where Tax is deducted at source.
- c) Fixed Deposit Receipts and Government of India Bonds include:
 - Teacher welfare Fund investment
 - Endowment fund investment
 - Kalyan Nidhi Investment
 - Gratuity AERC
 - Own fund Investment

6. **Earmarked/Endowment Funds:**

The income and expenditure of Earmarked/Endowment funds are accounted on cash basis. The balance of respective funds is carried forward on the liability side of the Balance Sheet and is represented by bank balance and investment on the asset side of the Balance Sheet.



..2

7. Grants

- Grant received is credited to respective Grant/Project/Scheme Account. Sponsored Project expenditure includes items of fixed assets.
- Expenditure, either of capital or revenue nature, is recorded against respective Grant Account.

8. Taxation

The income of the University is exempt from Income Tax under section 10(23C) (iiiab) of the Income Tax Act 1961. No provision for Income Tax is therefore made in the accounts.

9. Advances

The advances reflect the advances given to the departmental heads for incurring the project/event expenses the same is set-off when the details of expenditure incurred are submitted.

10. Previous year's figures are regrouped, rearranged and reclassified wherever found necessary.

For, Sardar Patel University


Chief Account Officer
Sardar Patel University
Vallabh Vidyanagar (Guj.)

PLACE: V.V Nagar


DATE: 30th Dec 2020


Incharge Registrar
Sardar Patel University
Vallabh Vidyanagar.



AS PER OUR REPORT OF EVEN DATE
For CNK & Associates LLP
Chartered Accountants
FRN: 101961W/W-100036




CA. Alok Shah
(Partner)
Mem. No.: 042005

PLACE: VADODARA

DATE: 30th Dec 2020

SARDAR PATEL UNIVERSITY

V. V. NAGAR

BALANCE SHEET AS AT MARCH 31, 2020

Amount in `

PARTICULARS	SCH.	As at March 31,2020	As at March 31,2019
Capital Funds & Liabilities:			
Corpus Fund	A	2,37,32,17,174	2,03,22,29,897
Grant Funds	B	77,50,74,842	83,61,46,804
Endowment Funds	C	7,42,00,060	7,31,02,514
Provident Fund	D	43,37,68,539	41,78,85,282
Gratuity (Aerc)	E	93,87,627	91,28,640
Current Liabilities And Provisions	F	3,79,14,268	8,44,77,157
Total		3,70,35,62,510	3,45,29,70,294
Property & Assets:			
Immovable Properties	G	56,04,56,748	53,69,07,061
Investments	H		
=> Own Fund Investments		2,34,72,59,267	2,10,00,84,034
		2,34,72,59,267	2,10,00,84,034
Provident Fund Investment			
=> Provident Fund Investment In Treasury (SPU & AERC)		41,52,96,668	40,80,37,617
=> Provident Fund Investment (Press)		1,04,72,751	98,38,798
		42,57,69,419	41,78,76,415
Current Assets, Loans & Advances	I	7,69,24,449	5,39,43,861
Closing Cash & Bank Balances	J	29,31,52,627	34,41,58,923
Total		3,70,35,62,510	3,45,29,70,294
ASSETS TO ACCOUNTS	V		

FOR SARDAR PATEL UNIVERSITY

[Signature]
 Chief Account Officer
 Sardar Patel University
 Vallabh Vidyanagar (Guj.)
 V.V Nagar

[Signature]
 Incharge Registrar
 Registrar
 Sardar Patel University
 Vallabh Vidyanagar.



For C N K & ASSOCIATES LLP
 Chartered Accountants
 FRN : 101961W/W-100036

[Signature]

Date: 30th Dec 2020



Alok Shah
 M. No : 042005

Place : Vadodara
 Date : 30th Dec 2020

SARDAR PATEL UNIVERSITY
V. V. NAGAR

INCOME & EXPENDITURE FOR THE YEAR ENDED 31ST MARCH 2020

PARTICULARS	SCH.	Amount in ₹	
		For the year ended 31st March, 2020	For the year ended 31st March, 2019
A) INCOME			
Maintenance Grant (ADHOC)	K	52,45,63,000	59,22,00,000
Examination Fees Income	L	11,86,11,652	10,39,89,524
Income of University Departments	M	2,93,60,694	2,92,02,425
Other Income	N	26,73,928	46,43,963
University Publication Income	O	175	2,125
Miscellaneous Income	P	8,17,582	11,89,091
Interest on saving Bank Account	Q	19,54,728	4,86,010
Total (A):		67,79,81,759	73,17,13,138
B) EXPENDITURE			
Salaries, Allowances & Benefits	R	44,06,98,187	40,29,98,314
Examination Expenses	S	11,86,11,652	10,39,89,524
Expenses of University Departments	T	6,67,44,606	6,97,90,615
Office & Other Administrative Expenses	U	2,23,68,919	2,44,45,491
Total (B):		64,84,23,364	60,12,23,944
Balance Being Surplus carried to Corpus Fund		2,95,58,395	13,04,89,194

FOR, SARDAR PATEL UNIVERSITY

[Signature]
Chief Account Officer
Sardar Patel University
V.V. Nagar

[Signature]
Incharge Registrar
Registrar
Sardar Patel University
Vallabh Vidyanagar.



For CNK & ASSOCIATES LLP
Chartered Accountants
FRN : 101961W/W-100036

[Signature]

Alok Shah
M. No : 042005

Place : Vadodara
Date : 30th Dec 2020

Date :- 30th Dec 2020

SARDAR PATEL UNIVERSITY
V. V. NAGAR

GROUPING OF FUND AND LIABILITIES

PARTICULARS	SCH.	AS AT	AS AT
		31st MARCH, 2020	31st MARCH, 2019
		₹	₹
CORPUS FUND	A		
University Own Fund	(List - I)	1,49,74,92,278	1,23,24,71,484
Self Finance Development Fund	(List - II)	16,81,74,972	16,16,29,577
Exam Development Fund	(List - III)	53,83,85,199	49,39,85,948
Reserves & Surplus (SF)	-	4,20,78,641	4,20,78,641
Excess of Income over Expenditure - Closing(Refer note A-1)		12,70,86,085	10,20,64,248
Total		2,37,32,17,174	2,03,22,29,897
Note A-1			
Miscellaneous fund are shown net off of the amount of Rs. 29,22,42,855 spend in earliers years, pending adjustment against specific Grant balalnecs , if any.			
GRANT FUNDS	B		
UGC Plan Schemes(refer note B.1)	(List - I)	16,15,20,016	19,38,85,723
Other Scheme Grant Funds	(List - II)	29,30,24,679	28,64,45,143
Grant from UGC & Other Schemes	(List - III)	32,05,30,147	35,58,15,938
Total		77,50,74,842	83,61,46,804
Note B.1			
The above balance of UGC plan schemes includes the grants received in earlier years for specific purposes which are unutilized for more than specified period. The university also has recoverable amounts which have been spend by the university for the purpose for which the Grant are sanctioned but not received/ short received by the university. Pending reconciliation, the grant amount recived by the university has been shown net off the amount spent. The management shall reconcile and adjust each of the unutilized/recoverable balances.			
ENDOWMENT FUND	C		
Gold Medal Fund	(List - I)	7,42,00,060	7,31,02,514
Total		7,42,00,060	7,31,02,514
PROVIDENT FUND	D		
SPU & AERC	(List - I)	43,37,68,539	41,78,85,282
Total		43,37,68,539	41,78,85,282
Gratuity Fund-AERC	E		
Gratuity Fund	(List - I)	93,87,627	91,28,640
Total		93,87,627	91,28,640
CURRENT LIABILITIES & PROVISIONS	F		
Deposits (Liability)	(List - I)	3,41,96,795	8,43,49,150
Taxes Payable	(List - II)	37,17,474	1,28,007
Total		3,79,14,268	8,44,77,157



SARDAR PATEL UNIVERSITY
V. V. NAGAR

Notes forming part of Balance Sheet

SCH - A : CORPUS FUND

LIST - I : UNIVERSITY OWN FUND

GL Code	PARTICULARS	AS AT 31st MARCH,	AS AT 31st MARCH,
		2020	2019
		₹	₹
	Analytical and Research Fund	24,77,063	18,48,160
	Department Development Funds	22,19,34,846	21,47,82,613
	N S S Administration-Grant	66,93,176	42,32,847
	NRI Hostel Funds	65,77,159	44,19,847
	Personal Prof Dev Fund	29,95,917	29,81,127
	State Government Participative Funds	(9,98,857)	24,77,064
	Student Fund	4,84,70,026	3,97,37,207
	University Own Fund	16,86,035	42,57,784
	Miscellaneous fund	1,20,76,56,914	95,77,34,836
	Total	1,49,74,92,278	1,23,24,71,484

LIST - II : SELF FINANCE DEVELOPMENT FUND

PARTICULARS	AS AT 31st MARCH,	AS AT 31st MARCH,
	2020	2019
	₹	₹
Self Finance Development Fund	16,81,74,972	16,16,29,577
Total	16,81,74,972	16,16,29,577

LIST - III : EXAM DEVELOPMENT FUND

PARTICULARS	AS AT 31st MARCH,	AS AT 31st MARCH,
	2020	2019
	₹	₹
Exam Development Fund-30633	53,83,85,199	49,39,85,948
Total	53,83,85,199	49,39,85,948

SCH - B GRANT FUNDS

LIST - I : UGC PLAN SCHEMES

PARTICULARS	AS AT 31st MARCH,	AS AT 31st MARCH,
	2020	2019
	₹	₹
SAP-Special Assistance Programme	54,60,691	1,57,26,506
5 Yr Development Plan	(1,45,18,846)	2,64,269
Other UGC Plan Schemes	17,05,78,171	17,78,94,948
Total	16,15,20,016	19,38,85,723



**SARDAR PATEL UNIVERSITY
V. V. NAGAR**

Notes forming part of Balance Sheet

LIST - II : EARMARKED GRANT FUNDS

PARTICULARS	AS AT 31st MARCH, 2020	AS AT 31st MARCH, 2019
	₹	₹
Donations	1,81,53,913	1,81,53,913
FIST	7,46,854	7,46,854
Grant from State - CG	20,54,730	20,54,730
Earmarked Specific Grant Funds	4,54,82,286	5,87,41,404
Gold Medals, Prizes & Other Misc. Funds	22,46,11,879	20,49,81,225
Other Miscellaneous Earmarked Funds	19,75,016	17,67,016
Total	29,30,24,679	28,64,45,143

LIST - III : GRANT FROM UGC & OTHER FUNDING AGENCY

PARTICULARS	AS AT 31st MARCH, 2020	AS AT 31st MARCH, 2019
	₹	₹
Res, Scheme, Proj, Scholarship	1,52,84,929	2,05,34,607
Grant from State Government	30,52,45,218	33,52,81,331
Total	32,05,30,147	35,58,15,938

SCH - C : ENDOWMENT FUNDS

LIST - I : GOLD MEDAL FUNDS

PARTICULARS	AS AT 31st MARCH, 2020	AS AT 31st MARCH, 2019
	₹	₹
Fellowship, Scholarship & Prizes	2,03,19,407	1,90,51,584
Publication Funds	5,33,612	4,95,134
Donation Funds	4,87,05,887	4,92,11,240
Gold Medal (Interest)	42,05,866	39,57,038
Lecture Series Funds	4,35,287	3,87,518
Total	7,42,00,060	7,31,02,514



**SARDAR PATEL UNIVERSITY
V. V. NAGAR**

Notes forming part of Balance Sheet

SCH - D : PROVIDENT FUND

LIST - I : SPU, Press & AERC

PARTICULARS	AS AT 31st MARCH, 2020	AS AT 31st MARCH, 2019
	₹	₹
Provident Fund - AERC	5,20,25,753	5,34,16,624
Provident Fund - Press	1,06,31,385	1,00,31,865
Provident Fund - SPU	37,11,11,402	35,44,36,793
Total	43,37,68,539	41,78,85,282

SCH - E : Gratuity Fund-AERC

LIST - I : Gratuity Fund

PARTICULARS	AS AT 31st MARCH, 2020	AS AT 31st MARCH, 2019
	₹	₹
Gratuity Fund A/c - AERC-40054	56,34,036	46,34,036
Gratuity Fund Refund A/c-40029	(9,59,418)	-
Interest on Investment -AERC-40057	47,13,009	44,94,604
Total	93,87,627	91,28,640

SCH - F : CURRENT LIABILITIES & PROVISIONS

LIST - I : DEPOSITS (LIABILITY)

PARTICULARS	AS AT 31st MARCH, 2020	AS AT 31st MARCH, 2019
	₹	₹
AERC: Grant Deposit A/c-40041	(19,49,578)	5,23,98,623
Earnest Money Deposit	46,21,268	41,70,784
Other Deposit	15,87,003	87,83,475
Scheme Deposit	15,88,036	15,70,318
Security Deposit	1,72,42,097	1,48,04,578
Library Deposit	-	23,73,700
Cummulative Deposit (Sf)	-	20,244
Shreeji Electronics - Sec Deposit (Sf)	-	258
S P University CCS Pension A/c.-40039	48,80,779	-
S P University AERC Pensiona A/c.-40040	60,05,519	-
Waste Paper & Answer Book Deposit Account-40086	-	5,500
New Define .Contri.Pension Scheme-40514	4,922	4,922
Ernet India-Adv	2,16,748	2,16,748
Total	3,41,96,795	8,43,49,150



**SARDAR PATEL UNIVERSITY
V. V. NAGAR**

Notes forming part of Balance Sheet

LIST - II : TAXES PAYABLE

PARTICULARS	AS AT 31st MARCH, 2020	AS AT 31st MARCH, 2019
	₹	₹
<u>Goods and Service Tax</u>		
CGST	30,383	60,750
SGST	30,383	60,750
Income Tax Deduction From Professionals-194 J-40073	1,77,782	-
Income Tax Dep From Contractor-40072	68,229	-
Income Tax Deposit-40065	31,73,321	1
Labour Cess-40076	10,036	7,850
Education Cess/Surcharge-40089	1,26,961	(1,344)
Professional Tax Deposit-40066	1,00,380	-
Total	37,17,474	1,28,007



SARDAR PATEL UNIVERSITY
V. V. NAGAR

GROUPING OF ASSETS

PARTICULARS	SCH.	AS AT	AS AT 31st MARCH,
		31st MARCH, 2020	2019
		₹	₹
IMMOVABLE PROPERTIES	G	56,04,56,748	53,69,07,061
INVESTMENTS	H		
GOI Bonds		1,25,14,00,000	1,25,14,00,000
FIXED DEPOSITS			
Investment Into Short Term FDR - 40011		1,09,48,25,466	84,83,34,314
		2,34,62,25,466	2,09,97,34,314
CURRENT ASSETS, LOANS & ADVANCES	I		
Deposits	(List - I)	12,35,573	9,85,660
Staff Advances	(List - II)	6,72,507	6,54,507
Interest & Other Receivables	(List - III)	7,04,47,840	4,81,40,889
Advances	-	45,68,529	41,62,805
Total		7,69,24,449	5,39,43,861
CASH AND BANK BALANCES	J	29,31,52,627	58,19,95,820



**SARDAR PATEL UNIVERSITY
V. V. NAGAR**

es forming part of Balance Sheet

H - G : IMMOVABLE PROPERTIES

PARTICULARS	AS AT 01st APRIL, 2019	Addition during the year	Sales/Adj. During the year	AS AT 31st MARCH, 2020
	₹	₹	₹	₹
TAILS OF FIXED ASSETS (BEFORE 01.04.2004)				
Building	8,94,62,237	-	-	8,94,62,237
Equipments	9,79,58,704	16,611	-	9,79,75,315
Books & Journals	2,56,25,182	-	-	2,56,25,182
Furniture & Fixture	37,05,418	-	-	37,05,418
Vehicles	16,42,729	-	-	16,42,729
Press & Machinery	3,35,381	-	-	3,35,381
Total - (A)	21,87,29,652	16,611	-	21,87,46,263
TAILS OF FIXED ASSETS FROM GRANT / DONATION / SCHEMES				
Land & Building	6,60,79,701	-	-	6,60,79,701
Equipments	11,30,92,810	-	-	11,30,92,810
Books & Journals (inclusive of SF)	3,35,87,777	-	-	3,35,87,777
Furniture & Fixture (inclusive of SF)	41,48,287	-	-	41,48,287
Computers	2,99,44,900	-	-	2,99,44,900
Constru.of IPCOWALA Auditorium	4,42,809	2,31,53,351	-	2,35,96,160
Asset from Grant/Scheme/Donation	(1,33,200)	-	-	(1,33,200)
Total - (B)	24,71,63,084	2,31,53,351	-	27,03,16,435
TAILS OF FIXED ASSETS FROM OWN FUNDS				
Land & Building	3,24,63,924	-	-	3,24,63,924
Equipments	60,48,301	-	-	60,48,301
Books & Journals	2,28,18,071	1,81,898	-	2,29,99,969
Furniture & Fixture	23,30,201	1,97,827	-	25,28,028
Computer Systems	48,76,314	-	-	48,76,314
Vehicles	24,77,514	-	-	24,77,514
Total - (C)	7,10,14,325	3,79,725	-	7,13,94,050
Total - (A + B + C)	53,69,07,061	2,35,49,687	-	56,04,56,748

CH - H : INVESTMENTS

PARTICULARS	AS AT 31st MARCH, 2020	AS AT 31st MARCH, 2019
	₹	₹
GOI Bonds	1,25,14,00,000	1,25,14,00,000
FIXED DEPOSITS		
Investment Into Short Term FDR - 40011	1,09,48,25,466	84,83,34,314
AERC		
Investment of Teacher Welfre Fund-30636-A	9,90,153	3,34,691
Investment of Gratuity Fund-AERC - 40055	43,648	15,029
Total	2,34,72,59,267	2,10,00,84,034



SARDAR PATEL UNIVERSITY
V. V. NAGAR

Particulars forming part of Balance Sheet

H - I : CURRENT ASSET, LOANS, ADVANCES

ST - I : DEPOSITS

PARTICULARS	AS AT	AS AT
	31st MARCH, 2020	31st MARCH, 2019
	₹	₹
GEB Deposit	12,01,434	9,51,521
Other Deposit	24,900	24,900
Telephone Deposit	9,239	9,239
Total	12,35,573	9,85,660

ST - II : STAFF ADVANCES


PARTICULARS	AS AT	AS AT
	31st MARCH, 2020	31st MARCH, 2019
	₹	₹
Festival Advance-40098	6,60,157	6,44,157
God G Advance-40097	12,350	10,350
Total	6,72,507	6,54,507

ST - III : INTEREST & OTHER RECEIVABLES

PARTICULARS	AS AT	AS AT
	31st MARCH, 2020	31st MARCH, 2019
	₹	₹
Interest Receivable	2,76,69,702	1,64,78,077
Professional charges receivable	-	46,830
Rent Receivable	-	4,35,336
DS Receivable	4,27,78,138	3,11,80,646
Total	7,04,47,840	4,81,40,889

H - I : CASH & BANK BALANCES

PARTICULARS	AS AT	AS AT
	31st MARCH, 2020	31st MARCH, 2019
	₹	₹
Cash	87,466	43,838
Canara Bank (RUSA)	7,43,04,581	9,85,98,852
Corporation Bank (CA / 1 / 000063)	52,74,806	26,78,001
Corporation Bank (CCSDL / 1 / 950010)	3,20,549	1,89,058
Corporation Bank (CLSB / 1 / 100001)	4,96,05,419	10,94,20,004
State Bank of India	22,152	22,801
XIS Bank-435451	67,16,773	3,25,972
Union Bank of India (Scholarship - 72288)	33,058	31,957
Bank of Baroda-45005 (Grant in Aid)	12,72,04,705	11,43,86,321
Bank of Baroda A/c	1,76,21,098	1,81,49,379
ENA Bank (A/c. 187610031116)	3,54,277	3,12,739
Bank of Baroda A/c.07550100046216(CCS)	48,80,779	-
Bank of Baroda A/c.07550100046487(AERC)	60,05,519	-
Bank of Baroda 45830 (for Online Fees)	7,21,443	-
Total	29,31,52,627	34,41,58,923



SARDAR PATEL UNIVERSITY
V. V. NAGAR

Notes forming part of Income & Expenditure A/c.

SCH	GL No.	Particulars	2019-20 Amt.	2018-19 Amt.
K	10201	Block Maintenance Grant From Stat Govt.-10201	52,45,63,000	59,22,00,000
L		Examination Fees Income		
		Examination Fees:	10,82,58,387	9,51,20,984
	10001	Arts Examination-10001	1,85,58,171	1,65,92,670
	10002	Science Examination-10002	4,96,17,280	4,07,23,232
	10003	Engineering Examination-10003	18,79,990	21,30,140
	10004	Commerce Examination-10004	1,51,49,710	1,26,32,960
	10005	Business Management Exam.-10005	23,04,280	18,94,740
	10006	Education Examination-10006	40,77,164	41,14,390
	10007	Law Examination-10007	52,30,867	46,13,497
	10008	Home Science Examination-10008	8,42,660	6,80,400
	10009	Ph.D Examination-10009	8,94,500	11,42,940
	10010	Medicine Examination-10010	85,24,455	88,39,050
	10011	Homeopathy Examination-10011	11,62,740	17,44,065
	10012	Pharmaceutical Sci.Exam.-10012	15,870	12,900
	10013	Verification of Marks Fee-10013	700	-
		Others:	1,03,53,265	88,68,540
	10014	Supply of Marks Statements-10014	2,70,004	1,68,154
	10017	Sale of Exam Forms-10017	12,30,464	11,05,788
	10016	Re-Assessment of Ans.Books-10016	1,52,000	2,27,250
	10110	Hall Ticket Fee-10110	26,000	1,950
	10106	Convocation Fees-10106	46,32,660	37,66,175
	10105	Other Certificate Fees-10105	8,56,980	6,85,965
	10019	Observation of Ans.Book Fees-10019	6,19,080	10,25,250
	10108	Verification of Documents-10108	25,66,077	18,88,008
			11,86,11,652	10,39,89,524
M		Income of University Departments		
		Post Graduate Dept. Fees	1,43,51,910	1,50,80,030
	10301	Tuition Fees-PG-10301	21,11,300	22,04,730
	10101	PG Registration Fees-10101	43,75,350	44,35,600
	10302	Laboratory Fees-PG-10302	10,32,720	10,11,300
	10304	Internal Test Fees- PG-10304	7,56,850	7,39,200
	10303	Library Fees-P G-10303	16,57,490	15,36,400
	10306	Term Fees for Ph.D Students-10306	44,18,200	51,52,800
		University Hostels	44,08,800	41,99,020
		Women Hostels:		
	10401	Hostel Rent-(Women Hostel)-10401	5,31,750	5,20,875
	10403	Electricity Charges-Women Hostel-10403	8,86,250	8,68,125
	10404	Maintenance Charges - Womens Hostel-10404	7,09,000	6,94,500
		Bsc. B.Ed Hostel:		
		Nehru Hall:		
	10471	Hostel Rent -(Nehru Hall)-10471	3,01,125	3,00,000
	10473	Electricity Charges - Nehru Hall-10473	5,01,875	5,00,000
	10476	Other Fees-Nehru Hall-10476	2,000	-
	10474	Maintenance Charges - Nehru Hall-10474	4,01,500	4,01,000



SARDAR PATEL UNIVERSITY
V. V. NAGAR

Notes forming part of Income & Expenditure A/c.


SCH	GL No.	Particulars	2019-20 Amt.	2018-19 Amt.
		Old Hostel:		
	10481	Hostel Rent - Old Hostel-10481	1,60,500	1,24,500
	10483	Electricity Charges - Old Hostel-10483	2,67,500	2,07,500
	10484	Maintenance Charges - Old Hostel-10484	2,14,000	1,66,000
		CTE Hostel:		
	10461	Hostel Rent - CTE-10461	1,09,300	1,08,770
	10463	Electricity Charges -CTE-10463	1,80,000	1,71,250
	10464	Maintenance Charges-CTE Hostel-10464	1,44,000	1,36,500
		Bhaikaka Library:		
	10501	Bhaikaka Library Misc. Income-10501	29,470	20,920
		M.B. Patel College of Education		
			4,86,375	4,67,800
	10801	Tuition & Library Fees - MBPC-10801	1,47,500	1,65,000
	10804	Internal Test Fee-MBPC-10804	82,800	87,200
	10803	Application & Registration Fees - MBPC-10803	1,03,500	60,000
	10805	Card Fees-MBPC-10805	5,175	3,000
	10806	Laboratory Fee-MBPC-10806	62,100	65,400
	10802	Library Fees-MBPC-10802	85,300	87,200
		Students Health Centre:		
	11001	University Health Center Medical Fees	1,21,850	1,19,100
		Estate:		
			7,94,403	14,87,778
	11101	Rent From Buildings - 11101	6,31,218	13,49,614
	11102	Water & Garden Charges-ED-11102	1,30,747	1,05,703
	11103	Drainage Charges -ED-11103	32,438	32,461
		University Press:		
	10901	Printing Charges-Uni Press-10901	39,27,086	31,61,337
		Physical Education:		
			52,40,800	46,66,440
	10601	Inter University Sports-10601	13,03,700	11,66,610
	10602	Inter College Sports Income-10602	13,03,700	11,66,610
	10603	Ground Maintenance Income-10603	13,03,700	11,66,610
	10604	Miscellaneous Income-10604	26,000	-
	10626	Contribution From Stud.Cul.& Youth Fest -10626	13,03,700	11,66,610
			2,93,60,694	2,92,02,425
N		Other Income		
		Other Fees		
			17,93,796	16,46,180
	10102	Enrolment Certificate Fees-10102	9,99,134	8,72,790
	10103	Eligibility Certificate Fees-10103	2,95,772	3,92,090
	10104	Migration Certificate Fees-10104	1,94,040	1,67,400
	10107	Duplicate Degree Certificate Fees-10107	2,82,000	2,02,000
	11227	Duplicate Degree Certificate Form Fee-11227	22,850	11,900



SARDAR PATEL UNIVERSITY
V. V. NAGAR

Notes forming part of Income & Expenditure A/c.


SCH	GL No.	Particulars	2019-20 Amt.	2018-19 Amt.
		Other Receipts		
	11204	Sale of Application Form-11204	8,80,132	29,97,783
	11208	Sale of Prospectus-11208	4,73,525	15,41,275
	11209	Sale of Service Books/hand Book-11209	-	5,820
	11213	Rent From Halls-11213	1,050	1,875
	11217	Guest House Charges-11217	53,000	77,000
	11222	Recovery of Pension-11222	3,48,600	6,29,125
	11224	Regi.Fee for Election-11224	-	7,40,962
	11202	Sale of Regd Graduate Forms-11202	200	-
	11210	Sale of Syllabus-11210	1,760	-
	11130	RTI (Income of Information Required)-11130	25	-
			1,972	1,726
			26,73,928	46,43,963
O		University Publication Income:		
	10702	Arth Vikas - Publication Income - 10702	-	1,125
	10703	Sheel Shrutam-Publication Income-10703	175	1,000
			175	2,125
P		Miscellaneous Income:		
	11203	Income From Uni. Cars-11203	67,079	52,541
	11205	Tender Fees-11205	5,35,200	2,50,700
	11218	Other Income	-	1,35,850
	11232	Sale of Waste Paper/ Answer Books-11232	2,15,303	7,50,000
			8,17,582	11,89,091
Q		Interest on Savings Bank Account:		
	11220	Bank Interest - Income -11220	19,54,728	4,86,010
			19,54,728	4,86,010
R		Salaries, Allowances & Benefits		
		University General Administration:		
		a) Vice Chancellor		
	1	Pay Band:Vice Chancellor	17,38,440	17,34,609
	50002	Dearness Allowance - VC	15,12,000	6,90,000
	50003	Medical Allowance - VC	2,22,840	10,41,009
			3,600	3,600
		b) Officers & Others Admin Staff		
	13	P Band/B Pay:Class IV Servvant	7,43,67,719	8,40,13,252
	11	P Band/B Pay:Uni.General Adm.	63,65,367	63,97,580
	50012	Dearness Allowances Uni.Adm-50012	3,43,39,492	3,45,78,195
	50015	Medical Allowance-50015	54,25,337	35,83,789
	50013	House Rent Allowance-50013	2,73,890	2,84,351
	50019	Other Allowance-50019	6,72,761	6,45,003
	50022	Leave Travel Concession-50022	1,69,643	3,86,668
	50023	Super Annuation Leave Salary-50023	12,05,095	6,56,726
	50025	Medical Allowance to Pensioners-50025	2,17,81,237	1,07,30,485
	50026	Pension Payment - 50026	3,600	3,600
	50033	Arrears:Revision 7th Pay Commission-50033	2,41,560	2,29,320
	50027	Bonus Payment-50027	-	2,41,97,843
	50028	Transport Allowance	2,83,228	2,93,302
	50024	Vesicotomy Allowance-50024	12,55,461	12,82,573
	50014	Washing Allowance-50014	46,373	51,780
	50029	Encashment of Leave Salary-50029	59,732	62,698
			22,44,943	6,29,339



**SARDAR PATEL UNIVERSITY
V. V. NAGAR**

Notes forming part of Income & Expenditure A/c.

SCH	GL No.	Particulars	2019-20 Amt.	2018-19 Amt.
		Bhaikaka Library:	92,93,800	91,95,961
	751	Pay Band:Bhaikaka Library	80,26,853	82,77,000
	50751	Pay Allowance Bhaikaka Lib-50751	10,71,220	7,17,814
	50752	House Rent Allowance - Bhaikaka Lib-50752	1,22,687	1,25,847
	50755	Medical Allowance - Bhaikaka Lib	73,040	75,300
		Estate:	69,43,462	69,64,735
	1201	P Band/B Pay:Estate Section	59,96,816	62,73,314
	51202	Dearness Allowance- Estate Dept-51202	7,98,762	5,43,373
	51203	House Rent Allowance-Estate-51203	1,04,108	1,01,036
	51206	Medical Allowance-Estate Dept.-51206	43,776	47,012
		Exam Reform Unit:	-	4,57,419
	1401	P Band/B Pay:Exam Reform Unit	-	4,23,300
	51402	Dearness Allowance - Exam Reform Unit-51402	-	32,019
	51404	Medical Allowance Exam Reform Unit-51404	-	2,100
		G.H. Patel Computer Centre:	69,90,850	69,06,806
	1251	Pay Band:GHPC	59,90,400	61,72,000
	51252	Dearness Allowance-GHPC-51252	7,98,734	5,34,604
	51253	House Rent Allowance-GHPC-51253	1,69,316	1,67,802
	51256	Medical Allowance-GHPC-51256	32,400	32,400
		HOSTEL (ALL):		
		Women Hostel:	14,10,426	14,62,081
	651	Pay Band:Uni.Women's Hostel	11,92,000	12,94,000
	50651	Pay Allowances-Womens Hostel-50651	1,84,114	1,30,792
	50652	House Rent Allowance-Women Hostel	23,512	24,989
	50655	Medical Allowance-Women Hostel	10,800	12,300
		B.Sc. B.Ed:	13,97,492	13,02,108
	701	Pay Band:Uni.Men's Hostel	12,08,400	11,72,800
	50701	Pay & Allowance Bsc B.ED-50701	1,61,100	1,01,720
	50702	House Rent Allowance Bsc B.Ed	13,592	13,188
	50705	Medical Allowance - B.Sc. B.Ed	14,400	14,400
		Nehru Hall:	46,800	36,000
	50721	Pay & Allowance (Nehru Hall)-50721	46,800	36,000
		Old Hostel:	46,800	36,000
	50731	Pay & Allowance-Old Hostel-50731	46,800	36,000
		CTE Hostel:	46,800	36,000
	50711	Pay & Allowance -CTE Hostel-50711	46,800	36,000
		M.B. Patel College of Education	1,77,81,832	1,69,44,829
	1051	Pay Band:M B Patel College of Edu.	1,40,50,840	75,03,360
	1052	Grade Pay:M B Patel College of Education	-	8,40,000
	51051	Pay & Allowance-MBPC-51051	32,76,608	81,04,558
	51052	House Rent Allowance-MBPC	3,94,084	4,32,111
	51055	Medical Allowance-MBPCE	60,300	64,800
		Museum & Archaeology:	16,98,421	15,86,742
	1001	P Band/B Pay:Museum & Archeology	14,61,995	14,23,170
	51001	Pay & Allowance:Museum & Archo.51001	1,95,122	1,23,160
	51002	House Rent Allowance - Museum & Archae	30,504	29,612
	51005	Medical Allowance - Museum & Archae	10,800	10,800



SARDAR PATEL UNIVERSITY
V. V. NAGAR

Notes forming part of Income & Expenditure A/c.

SCH	GL No.	Particulars	2019-20 Amt.	2018-19 Amt.
		Physical Education:	39,51,524	32,72,590
	801	P Band/B Pay:Phy.Education/recreation	34,19,400	16,88,920
	802	Grade Pay:Phy.Education/recreation	-	1,20,000
	50801	Pay & Alw-B.of Sport(Phy.Edu)-50801	4,90,660	14,73,310
	50802	House Rent Allowance - Physical Education50802	27,064	26,260
	50805	Medical Allowance - Physical Education-50805	14,400	14,100
		SC/ST Cell:	18,49,040	16,87,997
	1501	P Band/B Pay: SC/ST	16,22,000	15,43,668
	51502	Dearness Allowance - SC/ST-51502	2,16,240	1,33,897
	51507	Medical Allowance - SC/ST-51507	10,800	10,432
		Students Health Centre:	22,39,830	20,87,396
	1151	Pay Band:Uni.Health Centre	19,14,400	18,58,000
	51151	Pay & AllowHealth Centre-51151	2,55,398	1,61,108
	51152	House Rent Allowance- Health Centre-51152	59,232	57,488
	51155	Medical Allowance - Student Health Centre-51155	10,800	10,800
		University Press:	30,57,159	36,22,646
	1101	Pay Band:Uni. Press	26,44,850	32,48,893
	51101	Pay & Allowances -Uni -Press-51101	3,77,223	3,18,517
	51102	House Rent Allowances -Uni Press	13,186	29,136
	51105	Medical Allowances -Uni Press	21,900	26,100
		Bio Sciences:	3,36,72,980	3,06,79,718
	251	Pay Band:Bio-Sciences Deptt	2,85,94,034	1,44,12,460
	252	Grade Pay:Bio-Sciences Deptt	-	14,28,334
	50252	Dearness Allowance-Bio Science	41,14,138	1,37,86,378
	50253	House Rent Allowance-Bio Science	8,92,388	9,70,506
	50256	Medical Allowance-Bio Science	72,420	82,040
		Business studies:	1,77,70,628	1,47,27,590
	331	Pay Band:Business Studies Deptt	1,51,20,400	49,18,413
	332	Grade Pay:Business Studies Deptt	-	9,34,667
	50332	Dearness Allowance-Bus Stud	22,23,888	84,32,514
	50333	House Rent Allowance-Busi Stud	3,93,940	4,08,856
	50336	Medical Allowance-Busi Stud	32,400	33,140
		Chemistry:	3,56,60,553	3,04,89,534
	231	Pay Band:Chemistry Department	3,03,80,047	1,33,66,995
	232	Grade Pay:Chemistry Department	-	16,75,516
	50232	Dearness Allowance-Chemistry	44,12,254	1,45,32,404
	50233	House Rent Allowance-Chemistry	7,70,912	8,12,725
	50236	Medical Allowance-Chemistry	97,340	1,01,894
		Economics:	93,38,421	89,47,438
	321	Pay Band:Economics Department	78,90,507	28,97,800
	322	Grade Pay:Economics Department	-	6,12,000
	50322	Dearness Allowance-Economics	11,69,579	51,00,978
	50323	House Rent Allowance-Economics	2,59,295	3,15,060
	50326	Medical Allowance-Economics	19,040	21,600
		Education:	50,10,970	35,16,219
	421	Pay Band:Education Department	42,91,600	11,12,400
	422	Grade Pay:Education Department	-	2,88,000
	50422	Dearness Allowance-Education	6,22,822	20,21,779
	50423	House Rent Allowance-Education	85,748	83,240
	50426	Medical Allowance-Education	10,800	10,800



SARDAR PATEL UNIVERSITY
V. V. NAGAR

Notes forming part of Income & Expenditure A/c.

SCH	GL No.	Particulars	2019-20 Amt.	2018-19 Amt.
		Electronics:	1,27,98,069	1,16,62,722
	501	Pay Band:Electronics Department	1,08,79,484	46,54,560
	502	Grade Pay:Electronics Department	(11,920)	5,52,000
	50502	Dearness Allowance-Electronics	15,65,530	60,81,678
	50503	House Rent Allowance-Electronics	3,41,710	3,49,284
	50504	Medical Allowance-Electronics	23,265	25,200
		English:	93,43,468	73,24,179
	391	Pay Band:English Department	78,70,800	23,88,630
	392	Grade Pay:English Department	-	4,87,935
	50392	Dearness Allowance-English	11,56,748	41,42,092
	50397	House Rent Allowance-English	2,97,920	2,87,657
	50395	Medical Allowance-English	18,000	17,865
		Gujarati:	84,29,665	66,40,270
	381	Pay Band:Gujarati Department	71,72,500	21,55,920
	382	Grade Pay:Gujarati Department	-	4,80,000
	50382	Dearness Allowance-Gujarati	10,54,182	38,07,378
	50383	House Rent Allowance-Gujarati	1,84,983	1,78,972
	50386	Medical Allowance-Gujarati	18,000	18,000
		Hindi:	1,45,10,028	1,14,49,807
	401	Pay Band:Hindi Department	1,24,19,600	40,65,840
	402	Grade Pay:Hindi Department	-	7,80,000
	50402	Dearness Allowance-Hindi	18,17,392	63,37,955
	50403	House Rent Allowance-Hindi	2,40,636	2,33,612
	50406	Medical Allowance-Hindi	32,400	32,400
		History:	69,69,966	54,77,924
	361	Pay Band:History Department	58,92,400	17,74,440
	362	Grade Pay:History Department	-	3,84,000
	50362	Dearness Allowance-History	8,65,650	31,15,680
	50363	House Rent Allowance-History	1,97,516	1,89,404
	50366	Medical Allowance-History	14,400	14,400
		Home Science:	1,27,10,728	1,03,43,050
	271	Pay Band:Home Science Deptt	1,09,47,698	39,17,474
	272	Grade Pay:Home Science Deptt	-	6,00,646
	50272	Dearness Allowance-Home Sci.	15,19,398	55,83,646
	50273	House Rent Allowance-Home Sci	2,22,032	2,19,684
	50276	Medical Allowance-Home Sci	21,600	21,600
		Humanities & Social Science:	28,38,578	26,44,444
	431	Pay Band:Humanities & Social Sci.	24,52,400	23,80,000
	50432	Dearness Allowance-Huminities	3,26,946	2,06,424
	50433	House Rent Allowance-Huminities	41,232	40,020
	50436	Medical Allowance-Huminities	18,000	18,000
		Library & Information Science:	30,75,394	24,58,152
	451	Pay Band:Library & Inform.Sci.	26,08,400	7,56,520
	452	Grade Pay:Library & Inform. Sci.	-	2,16,000
	50452	Dearness Allowance M Library Science	3,84,074	14,04,816
	50453	House Rent Allowance-M Lib Sci	72,120	70,016
	50456	Medical Allowance-M Lib Info Sci	10,800	10,800



SARDAR PATEL UNIVERSITY
V. V. NAGAR

Notes forming part of Income & Expenditure A/c.

SCH	GL No.	Particulars	2019-20 Amt.	2018-19 Amt.
		MBA:	2,13,93,320	1,89,17,129
	1451	Pay Band:M B A Department	1,84,02,200	75,74,803
	1452	Grade Pay:M B A Department	-	11,21,785
	51452	Dearness Allowance-MBA	26,94,520	98,61,663
	51453	House Rent Allowance-MBA	2,51,000	3,15,078
	51454	Medical Allowance-MBA	45,600	43,800
		MCA:	1,21,01,110	95,11,716
	461	Pay Band:Computer Sci. Deptt(MCA)	1,03,10,400	32,05,360
	462	Grade Pay:Computer Sci.Deptt(MCA)	-	5,76,000
	50462	Dearness Allowance- MCA	15,14,938	54,62,212
	50463	House Rent Allowance-MCA	2,61,372	2,53,744
	50465	Medical Allowance-MCA	14,400	14,400
		Material Science:	85,80,587	77,76,055
	481	Pay Band:Material Sci. Department	72,56,160	41,45,320
	482	Grade Pay:Material Sci. Department	-	2,88,000
	50482	Dearness Allowance-Material Sci	10,40,207	30,61,063
	50483	House Rent Allowance-Mate Sci	2,56,780	2,49,272
	50491	Medical Allowance-Mate Sci	27,440	32,400
		Mathematics:	1,27,78,807	1,23,78,997
	291	Pay Band:Mathematics Deptt	1,08,13,926	40,90,427
	292	Grade Pay:Mathematcs Deptt	-	8,68,946
	50292	Dearness Allowance-Mathematics	16,29,553	70,94,285
	50293	House Rent Allowance-Maths	3,13,428	2,98,490
	50296	Medical Allowance-Maths	21,900	26,849
		PGDCA:	42,46,542	34,02,242
	1351	Pay Band:PGDCA	35,78,400	11,31,680
	1352	Grade Pay:PGDCA	-	2,04,000
	51352	Dearness Allowance - PGDCA	5,26,958	19,29,394
	51355	House Rent Allowance - PGDCA	1,37,584	1,33,568
	51356	Medical Allowance - PGDCA	3,600	3,600
		Physics:	2,91,79,075	2,49,74,593
	211	Pay Band:Physics Department	2,48,54,379	1,25,17,293
	212	Grade Pay:Physics Department	-	10,36,667
	50212	Dearness Allowance-Physics	35,68,712	1,06,17,944
	50213	House Rent Allowance-Physics	6,86,544	7,30,549
	50216	Medical Allowance-Physics	69,440	72,140
		Political Science:	51,54,788	32,82,844
	371	Pay Band:Political Sci. Deptt	45,00,000	10,67,160
	372	Grade Pay:Political Sci. Deptt	-	2,64,000
	50372	Dearness Allowance-Political Sci	6,47,588	19,22,454
	50373	House Rent Allowance - Poli Sci	-	21,730
	50376	Medical Allowance-Political Sci	7,200	7,500
		Psychology:	93,46,316	75,22,072
	351	Pay Band:Psychology Department	78,68,000	25,10,640
	352	Grade Pay:Psychology Department	-	4,44,000
	50352	Dearness Allowance-Psychology	11,59,564	42,76,922
	50353	House Rent Allowance-Psychology	3,04,352	2,76,110
	50356	Medical Allowance-Psychology	14,400	14,400



SARDAR PATEL UNIVERSITY
V. V. NAGAR

Notes forming part of Income & Expenditure A/c.


SCH	GL No.	Particulars	2019-20 Amt.	2018-19 Amt.
		Sanskrit:	52,82,386	41,21,998
	411	Pay Band:Sanskrit Department	44,66,934	13,42,504
	412	Grade Pay:Sanskrit Department	-	2,98,935
	50412	Dearness Allowance-Sanskrit	6,84,152	23,66,372
	50413	House Rent Allowance-Sanskrit	1,23,060	1,02,622
	50416	Medical Allowance-Sanskrit	8,240	11,565
		Sociology:	51,40,690	43,14,949
	341	Pay Band:Sociology Department	44,13,600	14,06,240
	342	Grade Pay:Sociology	-	3,27,000
	50342	Dearness Allowance-Sociology	6,49,078	24,94,737
	50343	House Rent Allowance-Sociology	67,212	75,572
	50346	Medical Allowance-Sociology	10,800	11,400
		CISST:	17,56,368	13,93,244
	521	Pay Band:CISST	14,76,000	4,00,720
	522	Grade Pay:CISST	-	1,44,000
	50523	Dearness Allowance:CISST-50523	2,17,056	7,86,852
	50524	House Rent Allowance:CISST-50524	56,112	54,472
	50526	Medical Allowance:CISST-50526	7,200	7,200
		Pharmaceutical Science:	36,83,470	25,44,105
	1671	Pay Band:M.Pharm	31,05,600	7,55,417
	1672	Grade Pay:M.Pharm	-	2,29,355
	51672	Dearness Allowance M.Pharm-51672	4,54,158	14,50,811
	51673	House Rent Allowance, M.Pharm-51673	1,12,912	98,477
	51676	Medical Allowance: M.Pharm-51676	10,800	10,045
		Statistics:	1,07,36,856	93,62,256
	311	Pay Band:Statistics Deptment	91,44,300	31,56,720
	312	Grade Pay:Statistics Department	-	5,40,000
	50312	Dearness Allowance-Statistics	12,94,686	53,39,952
	50313	House Rent Allowance-Statistics	2,81,070	3,07,584
	50316	Medical Allowance-Statistics	16,800	18,000
		University Scientific Instrumentation Centre:	32,23,174	30,05,160
	1301	Pay Band:USIC	27,57,600	26,77,600
	51302	Dearness Allowance-USIC -51302	3,67,778	2,32,200
	51303	House Rent Allowance-USIC	83,396	80,960
	51306	Medical Allowance-USIC	14,400	14,400
		Upgradation of CISTC Level:	31,04,855	27,82,736
	1551	Pay Band:USIC Level II to III	26,31,400	12,70,080
	1552	Grade Pay:USIC Level II to III	-	1,46,000
	51552	Dearness Allowance - USIC Level II & III-51552	3,82,619	12,74,408
	51553	House Rent Allowance - USIC Level II & III	84,836	85,048
	51554	Medical Allowance- USIC Level II & III	6,000	7,200
			44,06,98,187	40,29,98,314



SARDAR PATEL UNIVERSITY
V. V. NAGAR

Notes forming part of Income & Expenditure A/c.

SCH	GL No.	Particulars	2019-20 Amt.	2018-19 Amt.
S		Examination Expenses:		
	50051	Paper Setter & Examnr - Arts-50051	55,06,126	53,37,787
	50052	Paper Setter & Examnr - Science-50052	1,06,63,699	93,63,881
	50054	Paper Setter & Examnr - Commerce-50054	38,35,554	34,22,163
	50055	Paper Setter & Examnr-Education-50055	7,64,404	9,38,380
	50056	Paper Setter & Examnr-Law-50056	4,82,308	6,77,433
	50057	Paper Setter & Examnr - Home Science-50057	3,26,218	3,55,179
	50058	Paper Setter & Examnr-Ph.D-50058	9,15,980	6,25,213
	50059	Paper Setter & Examnr-Medical-50059	19,73,966	14,16,126
	50060	Paper Setter & Examnr.-Homeopathic-50060	5,68,978	11,95,173
	50061	Paper Setter & Examnr-Pharm.Sci.-50061	7,998	7,838
	50071	Paper Setter & Examnr - Busi. Mgmt - 50071	14,66,936	14,42,242
	50062	Travelling Allowance to Examiners-50062	52,90,750	49,57,196
	50063	Supervision Charges to Examiners-50063	1,17,82,439	74,24,101
	50064	Stationery & Cont.-Examination-50064	73,36,752	57,95,102
	50065	Asst. to Practical Examination-50065	70,09,164	51,24,709
	50066	Printings - Examination-Spu-50066	21,44,489	21,85,296
	50067	Chemicals & Breakages - Exam.-50067	10,33,317	11,18,614
	50068	Examination Allowance-50068	31,28,468	15,58,330
	50069	Miscellenous - Examination-50069	25,12,805	23,30,664
	50070	Proof Reading Chg.-Examination-50070	55,320	6,840
	50072	Surplus Balance Transfer to EDF A/c-Examination	4,38,14,973	4,23,39,244
	50073	Central Assesment - Examination-50073	25,79,515	20,34,975
	50962	Convocation Expenses-50962	18,04,642	18,39,556
	50074	Hiring Service Charges-Exam Section-50074	33,35,600	23,24,502
	50076	Observation of Ans. Book Remu-50076	1,55,170	64,700
	50077	Re-Assesment of Ans Book(Remu)-50077	1,16,080	1,04,280
			11,86,11,652	10,39,89,524
T		Expenses of University Departments		
		Bio Sciences:		
	50260	Electricity & Water Chg-Bio Science	92,10,776	1,11,29,829
	50261	Botanical Garden & Animal House-Bio Science-50261	27,51,139	29,55,117
	50257	Working Expenses-Bio Science-50257	9,14,750	7,73,690
	50258	Laboratory Expense Bio Science-50258	84,653	1,40,287
			54,60,234	72,60,735
		Business Studies:	64,369	25,739
	50337	Working Expenses-Business Stud.-50337	42,792	25,739
	50338	Computer Laboratory & Cont.Busi.Stud-50338	21,577	-
		Chemistry:	1,10,42,809	1,15,01,371
	50240	Electricity & Water Chg.-Chemistry-50240	8,89,169	6,40,415
	50237	Working Expenses-Chemistry-50237	4,24,918	3,72,618
	50238	Laboratry Exp.(Chemistry)-50238	96,02,998	1,03,45,842
	50241	Books & Journal-Chemistry-50241	48,466	52,530
	50244	Chemical & Glassware-Chemistry-50244	67,258	79,966
	50245	Contingency Chemical & Glasswares- Chemistry-50245	10,000	10,000
		Economics:	66,700	31,599
	50328	Computer Consumables-Economics-50328	31,847	4,850
	50327	Contingencies /working Expenses-Eco-50327	34,853	26,749
		Education:	33,111	34,155
	50428	Working Exp Education-50428	24,311	23,935
	50429	Computer Laboratory Exp.-Education-50429	8,800	10,220



SARDAR PATEL UNIVERSITY
V. V. NAGAR

Notes forming part of Income & Expenditure A/c.

SCH	GL No.	Particulars	2019-20 Amt.	2018-19 Amt.
		Electronics:		
	50510	Working Exp., Project & Field Work-Electronic-50510	2,67,891	8,15,329
	50511	Electricity & Water Charges -Electronics-50511	74,461	1,09,488
	50506	Laboratory Expense-Electronics-50506	1,00,805	1,22,411
			92,625	5,83,430
		Home Science:		
	50279	Kitchenware & Glassware-Home Sci-50279	30,67,999	37,59,277
	50281	Electricity Charges -Animal House-50281	1,33,981	1,86,961
	50277	Working Expenses-Home Sci-50277	2,62,747	3,42,318
	50282	Laboratory Expense-Home Sci.-50282	99,954	1,21,425
			25,71,317	31,08,573
		Humanities & Social Work:		
	50437	Maint for Com Acces & Consu-50437	47,387	18,351
	50438	Stationery, Printing & Contingencies-Hummi-50438	14,812	6,500
			32,575	11,851
		Library & Information Sciences:		
	50459	Stationery & Contingency M Lib-50459	9,501	8,829
			9,501	8,829
		MBA:		
	51460	Computer Software-MBA-51460	1,78,981	2,32,045
	51461	Electricity Charges-MBA	2,226	-
			1,76,755	2,32,045
		MCA:		
	50466	Working Expenses-MCA-50466	9,47,242	15,50,743
	50471	Insurance for Compu.Equip.-MCA-50471	1,03,744	1,90,982
	50469	Electricity & Water Chg.-MCA-50469	-	53,222
	50470	Computer Lab Exp -MCA-50470	7,33,732	7,69,154
			1,09,766	5,37,385
		Material Science:		
	50490	Electricity & Water Chg- (Mate Sci)	21,01,026	21,93,133
	50484	Working Expenses-Mat Sci-50484	2,10,794	2,97,411
	50487	Laboratory Expense Mate-Sci-50487	99,259	99,854
			17,90,973	17,95,868
		PGDCA:		
	51358	Library-PGDCA-51358	1,70,896	1,23,384
	51360	Working Expenses-Post B Sc D C A E Com Sci-51360	1,22,560	44,810
			48,336	78,574
		Physics:		
	50220	Electricity & Water Chg.-Physics-50220	59,09,678	56,75,034
	50217	Working Expense -Physics-50217	4,19,190	6,28,633
	50218	Lab Expenses (Physics)-50218	4,95,838	4,47,350
			49,94,650	45,99,051
		Psychology:		
	50358	Laboratory Charges-Psychology	18,104	42,612
			18,104	42,612
		Mathematics:		
	50299	Electricity & Water Charges-Maths-50299	3,94,683	3,73,078
	50297	Working Expenses-Maths-50297	2,71,052	3,44,185
	50298	Computer Lab Expenses/ Software -Maths-50298	56,300	26,143
			67,331	2,750
		Statistics Dept.:		
	50319	Computer Laboratory Exp-Statistics-50319	2,68,336	7,03,042
	50318	Computer Stationery Chg.Statistics-50318	58,253	5,96,745
	50317	Working Expenses-Statistics-50317	1,42,656	72,821
			67,427	33,476



SARDAR PATEL UNIVERSITY
V. V. NAGAR

Notes forming part of Income & Expenditure A/c.


SCH	GL No.	Particulars	2019-20 Amt.	2018-19 Amt.
		University Science Instrumentation Centre:	33,66,403	34,07,800
	51308	Consumable Articles-USIC-51308	1,95,519	2,84,180
	51309	Electricity & Water Charges -USIC-51309	2,82,539	3,36,424
	51307	Repair & Maint of Equipment- USIC-51307	1,99,879	2,87,055
	51211	Electricity & Water Chg.-USIC-51211	11,50,361	12,03,898
	51310	Repair & Mati.of Bldg Electrical-USIC-51310	13,96,014	11,44,858
	51212	Repair & Spare of Electrical Motors & Pumps-51212	1,42,091	1,51,385
		Upgradation of USIC Level:	60,751	66,837
	51558	Consumable & Conting.-UOUL II & III-51558	60,751	66,837
		Pharmaceutical Science:	11,14,195	27,03,261
	51677	Working/conti.Expenses(M.Pharm)-51677	3,88,320	2,05,087
	51678	Laboratory Expenses(M.Pharm)-51678	7,25,875	24,98,174
		IICISST:	30,38,266	15,87,083
	50527	Working/Conti. Expenses(CISST)-50527	1,78,568	1,28,406
	50528	Laboratory Expenses(CISST)-50528	28,59,698	14,58,677
		NSS Programme (Exp):		
	50851	NSS Administration - Physical Edu-50851		
	50852	Funds to Units-(Regular Activity)-50852		
	50853	Special Camp Programme (NSS)-50853		
		Bhaikaka Library:	62,04,687	53,52,873
	50756	Library Books Periodicals-Bhai. Lib.-Exps.-50756	59,83,669	49,49,910
	50757	Stationery & Printing-Bhaikaka Lib -50757	15,550	42,611
	50758	Bindings-Bhaikaka Lib-50758	-	33,930
	50760	Contingencies & telephone -Bhaikaka Lib -50760	15,783	9,483
	50761	Electricity & Water Chg.-Bhaikaka Lib-50761	1,43,445	2,46,587
	50762	Maint.Acce,Stationery & Printing-BLSH-50762	46,240	70,352
		G.H. Patel Computer Centre:	18,24,663	19,66,759
	51258	Maint,Accer,Stationery&Conti-GHPC-51258	10,93,344	11,92,524
	51259	Electricity & Water Charges GHPC-51259	4,40,504	5,13,010
	51261	Maint .for Comp.Air Cond.Machine-51261	2,70,930	1,98,993
	51257	Working Expenses-GHPC-51257	19,885	62,232
		M.B. Patel College of Education:	1,70,011	1,51,996
	51057	Laboratory Charges-MBPCE-51057	1,150	10,752
	51058	Contingencies & Postage-MBPCE-51058	14,933	13,924
	51059	Travelling Allowance-MBPCE-51059	33,394	26,811
	51065	Electricity & Water Chg.-MBPCE-51065	92,412	91,775
	51061	Audio Visual Aids-Exhibition-51061	4,697	-
	51062	Teaching Aids-MBPCE-51062	8,450	-
	51063	Printing & Stationery-MBPCE-51063	14,975	8,734
		Museum & Archaeology:	55,267	87,254
	51007	Museum & Galleries-51007	28,540	45,086
	51008	Photo,Art Work Etc.-Museum & Archi-51008	2,870	8,740
	51009	Travelling Allowance & Cont.- Museum & Archi-51009	3,494	8,084
	51011	Electricity & Water Charge-Museum & Arch-51011	20,363	25,344



SARDAR PATEL UNIVERSITY
V. V. NAGAR

Notes forming part of Income & Expenditure A/c.

SCH	GL No.	Particulars	2019-20 Amt.	2018-19 Amt.
		Physical Education:	37,25,021	40,82,750
	50807	Inter College Sports-50807	6,56,412	7,91,430
	50808	Inter University Sports Exp.-PER-50808	13,01,075	11,16,444
	50809	Sports Materials-50809	5,03,750	3,43,410
	50810	Coaching Camp Board OF Sports(Physical Edu)-50810	3,86,500	4,67,870
	50811	Physical Edu.& Other Activities-50811	56,064	43,873
	50813	Ground Maintenance & Acce-50813	3,57,452	4,33,948
	50815	Transport Chg.& Misc-50815	8,939	8,106
	50816	Inter University Culture Festival-50816	4,54,829	8,77,669
		Students Health Centre:	33,43,470	24,33,917
	51156	Honorarium to Consultants-Student Helth Cen-51156	2,11,500	1,93,500
	51159	Medicines-Student Health Cen-51159	21,16,403	14,28,041
	51157	Medical Instruments-Student Helth Centre	5,185	44,410
	51158	Miscellaneous Exp.-Student Helth Centre-51158	47,895	43,918
	51160	Printing & Stationery -Student Health Centre-51160	12,000	21,368
	51161	Electricity & Water Charge(Stu Helth)-51161	51,594	58,210
	51162	Medical Re-Imbursement.- Health Centre-51162	4,77,037	3,66,367
	51165	Laboratoty/chemicals-51165	4,21,856	2,78,103
		University Press:	19,46,095	15,81,612
	51106	Family Pension Contribution-Uni Press-51106	3,54,884	4,13,744
	51107	Over Time&Other Allow.-UP	29,775	9,014
	51108	Binding Materials-UP-51108	94,010	65,195
	51110	Contingencies-Uni Press-51110	33,596	24,606
	51111	Electricity & Water Chg.-UP-51111	1,70,902	1,84,222
	51112	Insurance for Staff-UP	11,002	7,652
	51114	Press M/C.-Spare Parts-Uni Press-51114	12,288	44,368
	51116	Papers & Printing Materials-Uni Press-51116	11,49,187	7,66,431
	51117	Spare Parts for Comp.&Plate Making M/C--UP-51117	9,812	14,220
	51118	Computer Stationery&Consu. Item.-Uni Press-51118	28,615	
	51119	Plates & Chemicals-Uni Press-51119	52,024	52,160
		Estate:	56,29,398	57,41,145
	51208	Repairs & Maint. of Building-ED-51208	26,95,194	25,71,518
	51209	Maintenance of Gardens, Roads & Drainage-ED-51209	4,03,566	4,02,318
	51214	Misc. Contingencies-ED-51214	57,413	84,710
	51215	Panchayat Chg.& Contribution-ED-51215	24,73,225	26,82,599
		University Hostels:	24,66,890	24,09,778
		Women Hostel:	15,23,118	14,02,460
	50656	Electricity & Water Chg.-WH-50656	6,99,667	6,97,110
	50657	Contingencies & News Paper-WH	6,400	8,203
	50658	Repair & Maintenance-Women Hostel-50658	8,17,051	6,97,147
		Bsc. B.Ed. Hostel:	7,349	1,15,699
	50708	Repair & Maintance-B.Sc.B.Ed.-50708		1,06,768
	50706	Electricity & Water Charges-B.Sc.B.Ed-50706	7,349	8,931
		Nehru Hall:	4,65,497	6,11,163
	50726	Electricity & Water Chg.- Nehru Hall-50726	2,11,506	3,17,169
	50727	Contingencies & News Paper-Nehru Hall	3,729	5,312
	50728	Repair & Maintanance-Nehru Hall-50728	2,50,262	2,88,682
		Old Hostel:	3,11,661	1,47,086
	50736	Electricity & Water Chg.-Old Hostel-50736	2,52,441	88,970
	50738	Repair & Maintenance- Old Hostel-50738	59,220	58,116



SARDAR PATEL UNIVERSITY
V. V. NAGAR

Notes forming part of Income & Expenditure A/c.

SCH	GL No.	Particulars	2019-20 Amt.	2018-19 Amt.
		CTE Hostel:	1,59,265	1,33,370
	50716	Electricity & Water Chg.-CTE-50716	1,24,139	1,24,682
	50717	Contingencies & News Paper-CTE	3,826	3,537
	50718	Repair & Maintance-CTE	31,300	5,151
			6,67,44,606	6,97,90,615
U		Office & Other Administrative Expenses		
		Travelling Exp.:	6,39,727	7,67,424
	50101	T A Meeting of Authorities & Commitees-50101	4,84,642	6,17,451
	50102	T A Vice Chancellor	-	682
	50103	T A :Office Staff-50103	1,55,085	1,49,291
		University Publication:	1,10,013	1,57,293
	50902	Artha-Vikas Exp.-SPU	29,573	18,523
	50903	Shilsrutam-50903	18,110	20,800
	50904	Pragna Exp.-SPU-50904	62,000	1,17,970
		Printing, Stationary & Postage:	18,64,922	24,65,371
	50153	Printing & Other Printing Exp-50153	3,47,981	4,51,346
	50154	Stationery & Cont. (P&S)-SPU-50154	9,51,523	15,98,389
	50155	Postage & Telegram-Exp-50155	5,65,418	4,15,636
		Miscellaneous Expenses:	1,97,54,257	2,10,55,403
	50910	Rent, Taxes & Legal Charges-50910	-	17,24,310
	51700	Cultural Activities & Hospitality-51700	55,840	4,473
	50620	Educational Tour-50620	35,335	670
	51650	Security Service Charges-SPU-51650	85,32,670	61,90,812
	51651	Automation of Uni.Adm.-SPU-51651	-	35,025
	51652	Networking for Uni.Adm.Bldg-51652	20,28,561	27,67,233
	51656	Women Cell-51656	71,072	72,255
	50910	Rent, Taxes & Legal Charges-50910	16,26,606	-
	50951	Membrsp Fees, Ass of Ind Uni Com Wth Asso Etc-50951	1,00,000	-
	50953	Repair & Maint of Furniture & Office Equip.-Misc	16,794	1,59,378
	50955	V C's Samptuary Allowance-50955	49,515	73,314
	50956	Maintenance of University Cars-50956	8,94,580	8,08,747
	50957	Electricity & Water Charges(Mischellanium)-50957	29,08,026	30,67,538
	50958	Advertisements-50958	16,15,641	12,09,008
	50959	Uniforms-50959	99,950	1,95,552
	50960	Contingencies-50960	3,31,265	6,43,225
	50961	Bank Charges & Interest - 50961	33,205	33,090
	50964	Telephone Expenses-50964	4,73,417	3,79,960
	50963	Guest House Expenses-50963	1,15,532	99,531
	50965	Audit Fees-50965	6,49,590	17,65,140
	50967	Insurance Premium-50967	1,16,658	1,50,817
	50969	Election Expenses-50969	-	1,44,290
	50950	Miscellaneous Expenses	-	1,52,190
		Improvement of Res.Activities Expense	-	3,98,309
		DRD:Sansad Adarsh Gram Yogna Expenses	-	9,80,536
			2,23,68,919	2,44,45,491



SARDAR PATEL UNIVERSITY - V. V. NAGAR

SELF FINANCE DEPARTMENT WISE BREAK UP OF REVENUE, EXPENDITURE AND APPROPRIATIONS

Particulars	Year	Tuition Fees	Ghykhana Fees	Library Fees	Computer Lab Fees	TOTAL	Hono/TA,DA to Guest Faculty	Secretarial Assis & Remun.	Working Cont & Lab. Expense	Other Academic Acti.	Furniture/Equip ment/Labo.	Books & Periodicals	CDF	DDF -	TOTAL -
MBA NRI	2019-2020	81,22,622	-	41,000	-	81,63,622	5,54,313	13,840	63,394	78,605	33,490	2,03,479	59,317	71,57,184	81,63,622
MBA NRI	2018-2019	57,63,950	-	-	-	57,63,950	6,40,089	4,03,477	1,77,697	60,157	53,100	1,92,093	17,29,185	25,08,153	57,63,950
MBA S/F	2019-2020	30,22,150	15,360	-	-	30,37,510	-	2,11,551	39,881	33,746	-	-	9,06,645	18,45,687	30,37,510
MBA S/F	2018-2019	27,53,900	15,150	39,000	-	28,08,050	48,578	1,92,773	1,18,549	48,721	-	1,43,080	8,26,170	14,30,179	28,08,050
MA Eng	2019-2020	1,80,000	5,400	14,400	-	1,99,800	-	12,600	-	-	-	-	54,000	1,33,200	1,99,800
MA Eng	2018-2019	2,25,000	6,750	18,000	-	2,49,750	-	15,750	-	-	-	-	67,500	1,66,500	2,49,750
MSC Chem	2019-2020	1,17,87,500	19,120	1,91,200	-	1,19,97,820	18,15,523	8,25,125	13,44,297	-	-	-	35,36,250	44,76,625	1,19,97,820
MSC Chem	2018-2019	1,17,75,000	19,170	1,88,400	-	1,19,82,570	40,13,858	8,24,250	12,55,846	-	-	-	35,32,500	23,56,116	1,19,82,570
MSC Microbio	2019-2020	21,01,000	5,390	22,000	-	21,28,390	4,11,456	1,47,070	87,809	-	-	-	6,30,300	8,51,755	21,28,390
MSC Microbio	2018-2019	19,10,000	4,860	20,000	-	19,34,860	2,63,306	1,33,700	48,921	-	-	-	5,73,000	9,15,933	19,34,860
MSC Biotech	2019-2020	23,68,400	5,700	24,000	-	23,98,100	3,60,128	1,65,788	69,416	-	-	-	7,10,520	10,92,248	23,98,100
MSC Biotech	2018-2019	25,97,600	7,030	29,600	-	26,34,230	1,62,361	1,81,332	54,221	-	-	-	7,79,280	14,56,536	26,34,230
MSW	2019-2020	12,60,000	12,000	32,000	20,000	13,24,000	52,29,879	88,200	57,875	79,978	-	-	3,78,000	(45,09,932)	13,24,000
MSW	2018-2019	17,34,023	15,750	42,800	26,750	18,19,323	2,09,723	1,21,382	50,096	60,212	-	-	5,20,207	8,57,703	18,19,323
MSC Sci. FBT	2019-2020	7,25,000	2,810	11,600	-	7,39,410	75,000	50,750	-	-	-	-	2,17,500	3,96,160	7,39,410
MSC Sci. FBT	2018-2019	11,00,000	4,180	17,600	-	11,21,780	2,41,000	77,000	-	-	-	-	3,30,000	4,73,780	11,21,780
MSC Mate Sci	2019-2020	4,20,000	4,200	11,200	-	4,35,400	78,750	29,400	-	-	-	-	1,26,000	2,01,250	4,35,400
MSC Mate Sci	2018-2019	3,15,000	3,150	8,400	-	3,26,550	30,748	22,550	6,250	1,500	-	-	94,500	1,71,502	3,26,550
MCA	2019-2020	49,20,000	10,270	1,01,600	-	50,31,870	50,40,508	3,44,400	45,556	-	-	-	14,76,000	(18,74,594)	50,31,870
MCA	2018-2019	55,80,000	16,740	1,16,800	-	57,13,540	8,81,374	3,90,600	78,694	5,360	-	-	16,74,000	26,83,512	57,13,540
MSC Physics	2019-2020	27,30,302	16,870	70,800	-	28,17,972	6,33,865	1,91,121	2,91,298	-	-	-	8,19,091	8,82,597	28,17,972
MSC Physics	2018-2019	24,15,000	24,150	64,400	-	25,03,550	5,88,575	1,69,050	2,49,246	34,760	13,281	-	7,24,500	7,24,138	25,03,550
MSC Maths	2019-2020	29,78,500	44,400	1,18,400	-	31,41,300	7,11,634	2,08,495	18,980	1,24,196	-	-	8,93,550	11,84,445	31,41,300
MSC Maths	2018-2019	25,40,000	38,400	1,02,400	-	26,80,800	6,30,751	1,77,800	26,483	-	-	-	7,62,000	10,83,766	26,80,800
M.Corn	2019-2020	22,30,000	66,900	1,78,400	-	24,75,300	4,94,496	1,56,100	91,184	-	-	-	6,69,000	10,64,520	24,75,300
M.Corn	2018-2019	21,10,000	64,950	1,73,200	-	23,48,150	4,72,140	1,47,700	1,04,556	-	-	-	6,33,000	9,90,754	23,48,150
MSC Biochem	2019-2020	4,58,400	1,140	4,800	-	4,64,340	-	32,088	-	-	-	-	1,37,520	2,94,732	4,64,340
MSC Biochem	2018-2019	6,11,200	1,630	6,400	-	6,19,230	-	42,784	-	-	-	-	1,83,360	3,93,086	6,19,230
MSC IBT	2019-2020	80,000	1,520	6,400	-	87,920	-	5,600	-	-	-	-	24,000	58,320	87,920
MSC IBT	2018-2019	1,60,000	3,040	12,800	-	1,75,840	-	11,200	-	-	-	-	48,000	1,16,640	1,75,840
Lib Sci.	2019-2020	10,800	300	800	-	11,900	-	756	-	-	-	-	3,240	7,904	11,900
Lib Sci.	2018-2019	10,800	300	800	-	11,900	-	756	-	-	-	-	3,240	7,904	11,900
MA Eco.	2019-2020	-	-	-	-	-	-	-	-	-	-	-	-	-	-
MA Eco.	2018-2019	25,000	750	2,000	-	27,750	-	1,750	-	-	-	-	7,500	18,500	27,750
MA Sociology	2019-2020	2,20,000	3,740	17,600	-	2,41,340	-	15,400	-	-	-	-	66,000	1,59,940	2,41,340
MA Sociology	2018-2019	99,200	3,100	8,400	-	1,10,700	-	6,944	-	-	-	-	29,760	73,996	1,10,700
Certificate Course SPSS/FC	2019-2020	85,000	-	-	-	85,000	-	5,950	-	-	-	-	25,500	53,550	85,000
Certificate Course SPSS/FC	2018-2019	1,10,000	-	-	-	1,10,000	-	7,700	-	-	-	-	33,000	69,300	1,10,000
MA Psycho	2019-2020	1,95,000	5,850	15,600	-	2,16,450	-	13,650	-	-	-	-	58,500	1,44,300	2,16,450
MA Psycho	2018-2019	80,000	2,400	6,400	-	88,800	2,385	5,600	-	-	-	-	24,000	56,815	88,800
MA Gujarati	2019-2020	82,800	2,240	9,200	-	94,240	-	5,796	13,980	-	-	-	24,840	49,624	94,240
MA Gujarati	2018-2019	2,19,600	5,910	24,400	-	2,49,910	-	15,372	-	-	-	-	65,880	1,68,658	2,49,910
MQPM	2019-2020	6,40,000	3,040	12,800	-	6,55,840	2,58,500	44,800	7,020	-	-	-	1,92,000	1,53,520	6,55,840
MQPM	2018-2019	5,40,000	2,730	10,800	-	5,53,530	4,03,460	37,800	3,016	-	-	-	1,62,000	(52,746)	5,53,530
MSC Bioinfo	2019-2020	5,70,000	5,700	15,200	-	5,90,900	-	39,900	-	6,600	-	-	1,71,000	3,73,400	5,90,900
MSC Bioinfo	2018-2019	4,50,000	4,800	12,000	-	4,66,800	-	31,500	-	-	-	-	1,35,000	3,00,300	4,66,800
MHRM	2019-2020	31,67,500	27,450	73,200	45,750	33,13,900	14,06,124	2,21,725	58,588	72,602	-	-	9,50,250	6,04,611	33,13,900
MHRM	2018-2019	39,90,000	34,500	92,000	57,500	41,74,000	12,97,414	2,79,300	87,160	86,915	-	-	11,97,000	12,26,211	41,74,000
PG DIP HRD	2019-2020	65,600	4,800	12,800	-	83,200	82,008	4,592	-	-	-	-	19,680	(23,080)	83,200
PG DIP HRD	2018-2019	69,700	5,100	13,600	-	88,400	84,370	4,879	-	-	-	-	20,910	(21,759)	88,400
MSC Ho. Sci. Food & Nut.	2019-2020	10,50,000	3,990	16,800	-	10,70,790	93,000	73,500	-	-	-	-	3,15,000	5,89,290	10,70,790



SARDAR PATEL UNIVERSITY - V. V. NAGAR

SELF FINANCE DEPARTMENT WISE BREAK UP OF REVENUE, EXPENDITURE AND APPROPRIATIONS

Particulars	Year	Tuition Fees	Ghykhana Fees	Library Fees	Computer Lab Fees	TOTAL	Hono/TA.DA to Guest Faculty	Secretarial Assis & Remun.	Working Concl: & Lab. Expense	Other Academic Actl.	Furniture/Equipment/Labo.	Books & Periodicals	CDF	DDF -	TOTAL -
MSC Ho. Sci. Food & Nut.	2018-2019	13,00,000	4,830	20,800	-	13,25,630	1,96,500	91,000	-	10,252	-	-	3,90,000	6,37,878	13,25,630
M Phil Social work	2019-2020	1,03,200	900	4,500	1,500	1,10,100	-	7,224	5,000	-	-	-	30,960	66,911	1,10,100
M Phil Social work	2018-2019	1,03,200	900	4,500	1,500	1,10,100	-	7,224	1,730	-	-	-	30,960	70,186	1,10,100
PG Dip DBM	2019-2020	57,400	4,200	11,200	-	72,800	-	4,018	-	-	-	-	17,220	51,562	72,800
PG Dip DBM	2018-2019	53,300	3,900	10,400	-	67,600	-	3,731	-	-	-	-	15,990	47,879	67,600
M Pharma Sci	2019-2020	5,20,000	1,200	4,800	-	5,26,000	-	36,400	-	-	-	-	1,56,000	3,33,600	5,26,000
M Pharma Sci	2018-2019	5,40,000	1,200	4,800	-	5,46,000	35,400	37,800	47,319	-	-	-	1,62,000	2,63,481	5,46,000
MSC Zoology/Botany	2019-2020	10,20,800	4,370	18,400	-	10,43,570	3,72,580	71,456	-	-	-	-	3,06,240	2,93,294	10,43,570
MSC Zoology/Botany	2018-2019	9,74,400	3,990	16,800	-	9,95,190	1,31,500	68,208	-	-	-	-	2,92,320	5,03,162	9,95,190
MSC IT	2019-2020	4,40,000	770	8,800	-	4,49,570	15,41,549	30,800	-	-	-	-	1,32,000	(12,54,779)	4,49,570
MSC IT	2018-2019	8,60,000	1,800	18,000	-	8,79,800	-	60,200	-	-	-	-	2,58,000	5,61,600	8,79,800
MSC Applied BM/DS/ES/II	2019-2020	5,40,000	5,100	13,600	-	5,58,700	-	37,800	-	-	-	-	1,62,000	3,58,900	5,58,700
MSC Applied BM/DS/ES/II	2018-2019	4,05,000	4,350	11,600	-	4,20,950	-	28,350	-	-	-	-	1,21,500	2,71,100	4,20,950
Bed Sp. Edu.	2019-2020	9,97,500	-	42,000	-	10,39,500	4,16,083	69,825	-	-	-	-	2,99,250	2,54,342	10,39,500
Bed Sp. Edu.	2018-2019	10,64,000	-	44,800	-	11,08,800	3,08,000	74,480	-	-	-	-	3,19,200	4,07,120	11,08,800
M.Phil Gujarati	2019-2020	5,000	150	750	-	5,900	-	350	-	-	-	-	1,500	4,050	5,900
M.Phil Gujarati	2018-2019	20,000	600	3,000	-	23,600	-	1,400	-	-	-	-	6,000	16,200	23,600
M.Phil Lib & Info Sci	2019-2020	26,000	300	1,500	-	27,800	-	1,820	-	-	-	-	7,800	18,180	27,800
M.Phil Lib & Info Sci	2018-2019	20,000	300	1,500	-	21,800	-	1,400	-	-	-	-	6,000	14,400	21,800
MSC Ho. Sci Gen.	2019-2020	-	-	-	-	-	-	-	-	-	-	-	-	-	-
MSC Ho. Sci Gen.	2018-2019	25,000	190	800	-	25,990	-	1,750	-	-	-	-	7,500	16,740	25,990
MSC Applied Statistics	2019-2020	34,20,000	16,340	68,800	-	35,05,140	-	2,39,400	-	-	-	-	10,26,000	22,39,740	35,05,140
MSC Applied Statistics	2018-2019	24,00,000	11,400	48,000	-	24,59,400	-	1,68,000	-	-	-	-	7,20,000	15,71,400	24,59,400
LAW Dept.	2019-2020	11,68,750	21,140	1,10,800	-	13,00,690	7,12,789	81,813	10,256	24,848	-	-	3,50,625	1,20,359	13,00,690
LAW Dept.	2018-2019	6,37,500	5,495	60,000	-	7,02,995	3,67,321	44,625	23,106	23,782	-	-	1,91,250	52,911	7,02,995
M.Phil Physics	2019-2020	-	-	-	-	-	-	-	-	-	-	-	-	-	-
M.Phil Physics	2018-2019	90,000	900	4,500	-	95,400	-	6,300	-	-	-	-	27,000	62,100	95,400
MSC Applied Physics IICIS	2019-2020	12,60,800	11,700	31,200	-	13,03,700	-	88,256	-	-	-	-	3,78,240	8,37,204	13,03,700
MSC Applied Physics IICIS	2018-2019	6,15,000	6,150	16,400	-	6,37,550	-	43,050	-	-	-	-	1,84,500	4,10,000	6,37,550
PGDFDQA	2019-2020	-	-	-	-	-	-	-	-	-	-	-	-	-	-
PGDFDQA	2018-2019	15,000	150	400	-	15,550	-	1,050	-	-	-	-	4,500	10,000	15,550

